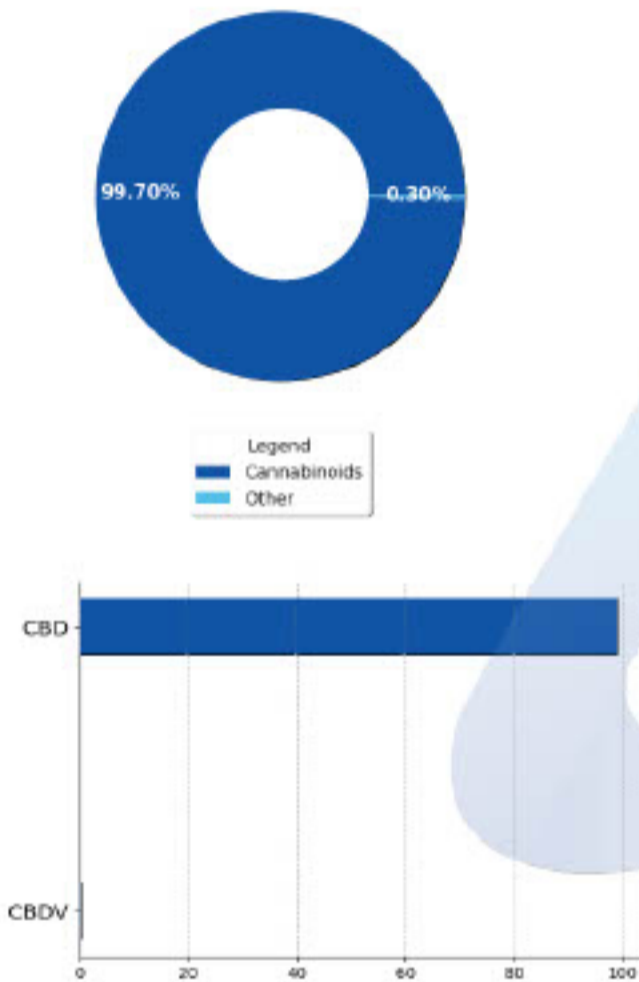


CBD Isolate

Batch ID:	22I1011102	Received:	03/28/2023	Analysis:	15 Cannabinoid Potency
Sample Type:	Isolate	Analyzed:	02/22/2023	Method:	2021.15P.01
		Test ID:	2743	Equipment:	HPLC

CANNABINOID PROFILE
TOTAL CANNABINOID CONTENT


Cannabinoid	LOD (%)	LOQ (%)	Result (%)	Result (mg/g)
Cannabidiol (CBD)	5.90e-05	1.80e-04	99.30 ± 2.7	993.05
Cannabigerol (CBG)	5.20e-05	1.60e-04	ND	ND
Δ9-Tetrahydrocannabinol (Δ9-THC)	4.90e-05	1.50e-04	ND	ND
Cannabicitran (CBT)	5.20e-05	1.60e-04	ND	ND
Cannabichromene (CBC)	3.90e-05	1.20e-04	ND	ND
Cannabinol (CBN)	5.00e-05	1.50e-04	ND	ND
Cannabicyclol (CBL)	2.50e-05	7.60e-05	ND	ND
Tetrahydrocannabivarin (THCV)	3.70e-05	1.10e-04	ND	ND
Δ8-Tetrahydrocannabinol (Δ8-THC)	6.20e-05	1.90e-04	ND	ND
Tetrahydrocannabivarin Acid (THCVA)	3.80e-05	1.20e-04	ND	ND
Cannabigerolic acid (CBGA)	1.10e-04	3.40e-04	ND	ND
Cannabidiolic acid (CBDA)	9.60e-05	2.90e-04	ND	ND
Cannabidivarin (CBDV)	2.90e-05	8.80e-05	0.39 ± 0.011	3.93
Tetrahydrocannabinolic Acid (THCA)	1.70e-04	5.10e-04	ND	ND
Cannabidivarinic Acid (CBDVA)	3.10e-05	9.50e-05	ND	ND
Total Cannabinoid**			99.70	996.98
Total Potential THC*			ND	ND
Total Potential CBD*			99.30 ± 2.7	993.05
Total Potential CBG*			ND	ND

* Total Potential THC/CBD/CBG is calculated using the following formulas to consider the loss of a carboxyl group during decarboxylation step

* Total THC = THC + (THCA * (0.877)) and Total CBD = CBD + (CBDA * (0.877)) and Total CBG = CBG + (CBGA * (0.877))




** Total Cannabinoids result reflects the absolute sum of all cannabinoids detected.

% = % (w/w) = Percent (Weight of Analyte / Weight of Product)

REMARKS

Passed visual inspection for particulates, mold, mildew, and other foreign substances.

FINAL AUTHORIZATION

		
Brian McCoy, Analytical Chemist 02/22/2023 02:04 PM	Logan Cline, Director of Analytical Development 02/22/2023 02:22 PM	John Reser, Quality Analyst 02/22/2023 02:51 PM
ANALYZED BY/DATE	AUTHORIZED BY/DATE	RELEASED BY/DATE

Laboratory results are based on the sample submitted to Minova Laboratories in the condition it was received. Minova Laboratories warrants that all analyses performed are in accordance with ISO/IEC 17025:2017. All data is generated using NIST traceable reference material and all reports are produced with the highest regard for scientific integrity. Reports can only be reproduced with the written consent of Minova Laboratories.